



ಬೃಹತ್ ಬೆಂಗಳೂರು ಮಹಾನಗರ ಪಾಲಿಕೆ
Bruhat Bengaluru Mahanagara Palike



BBMP COVID-19 WAR ROOM 20.11.2022



OVERVIEW OF COVID-19 IN BENGALURU

CASE TRENDS ACTIVE CASES **1,386**

<u>Confirmed Cases</u>	<u>Recovered Cases</u>	<u>Death Cases</u>
13 18,75,826 #	12 18,57,450 #	0 16,990 #

HOSPITALIZATION **2**

<u>ICU – V</u>	<u>ICU</u>	<u>HDU</u>	<u>General</u>
-	-	-	2

INCLUDES GOVT. QUOTA AND PRIVATE WALK-IN HOSPITALIZATION

VACCINATION **764** 2,04,89,302 #

<u>First Dose</u>	<u>Second Dose</u>	<u>Precaution Dose</u>
51 96,79,073 #	164 94,83,083 #	549 13,27,146 #

TRIAGING

MTU
2

Tele Triage
8

ACTIVE CZs

0

MCZs (< 5 cases)
0

Clusters (> 5 cases)
0

TESTING **869** 3,19,73,131 #

<u>Positivity : 3.14%</u>	<u>RAT</u>	<u>RTPCR</u>
<small>*FOR LAST 7 DAYS</small>	155	714

: indicates cumulative numbers till date



ABSTRACT OF COVID-19 SCENARIO IN BENGALURU

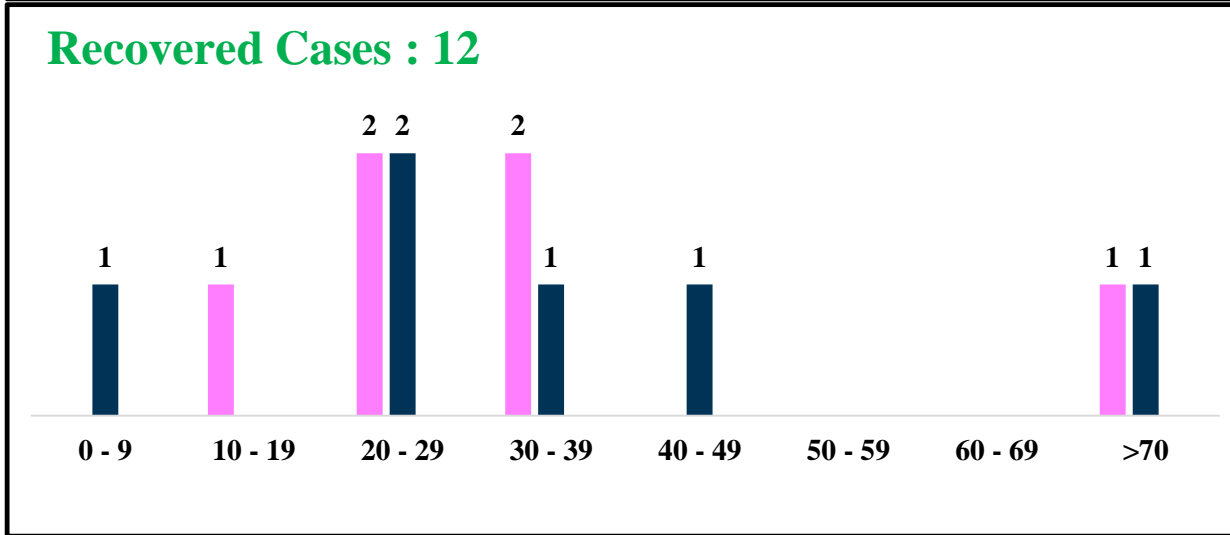
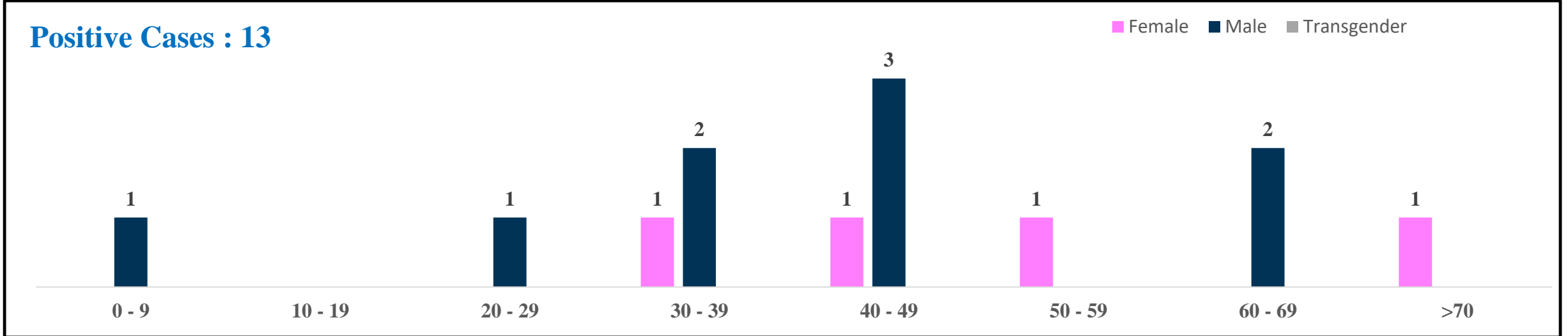


	MALE			FEMALE			TRANSGENDER			TOTAL		
	Last 24 Hours	Last 7 Days	Cumulative	Last 24 Hours	Last 7 Days	Cumulative	Last 24 Hours	Last 7 Days	Cumulative	Last 24 Hours	Last 7 Days	Cumulative
Positive Cases	9	126	11,05,418	4	97	7,69,516	0	0	196	13	223	18,75,826
Recovered Cases	6	197	10,93,628	6	183	7,63,728	0	0	187	12	380	18,57,450
Death Cases	0	0	10,760	0	0	6,226	0	0	4	0	0	16,990
Total Tests Done	In Last 24 hrs. : 869			In last 7 days : 7,823			Cumulative : 3,19,73,131					
Vaccine Doses Administered	In Last 24 hrs. : 764			In last 7 days : 4,933			Cumulative : 2,04,89,302					
ACTIVE CASES									1,386			

*Covid deaths occurred today : 00 | Covid deaths occurred beyond last 24hrs., reported today : 00



LAST 24 HOURS AGE GROUP AND GENDER WISE DISTRIBUTION

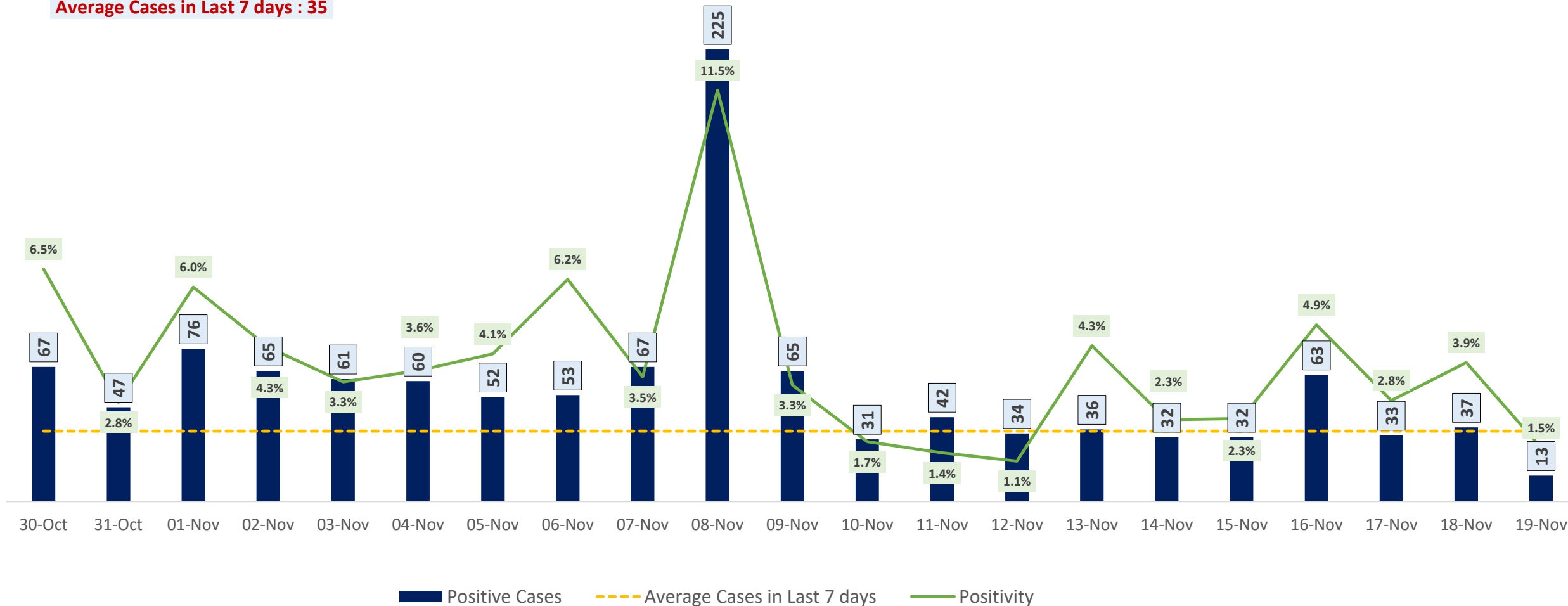




POSITIVITY RATE OF BENGALURU – LAST 21 DAYS



Average Cases in Last 7 days : 35

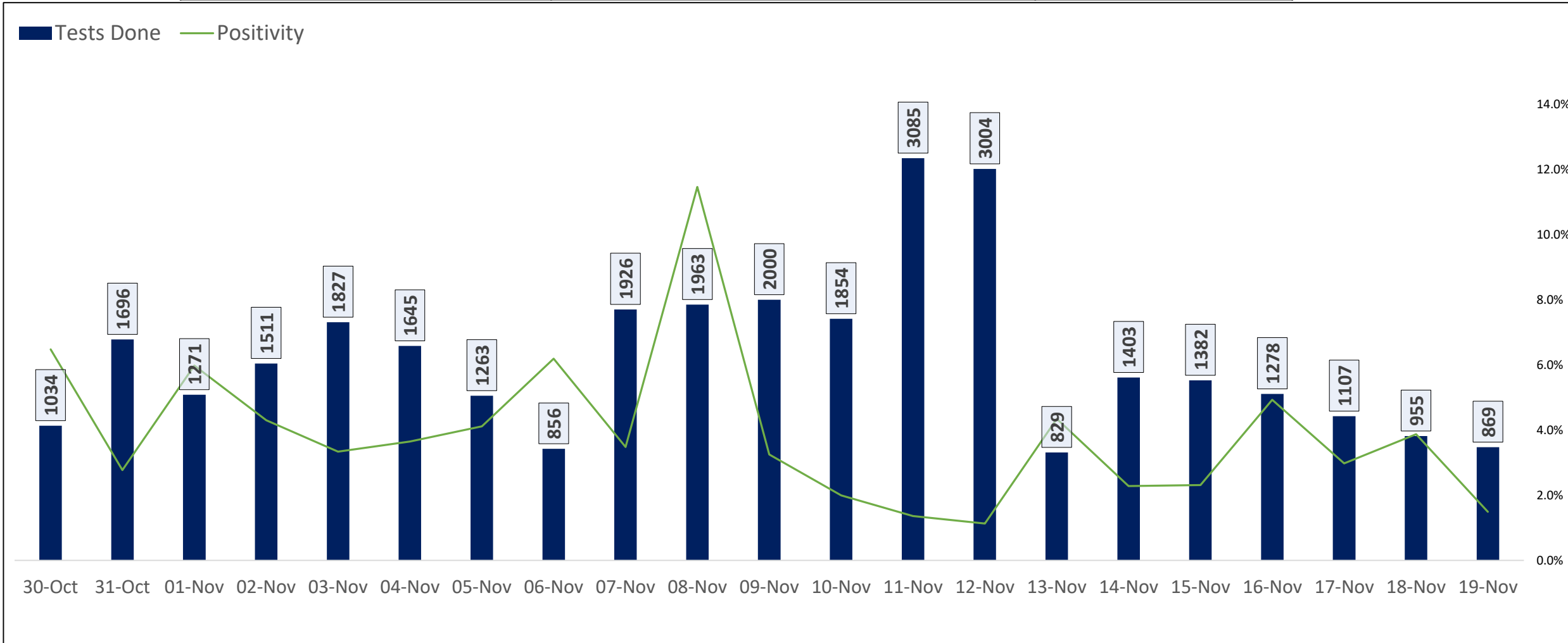




TESTING TRENDS IN BENGALURU

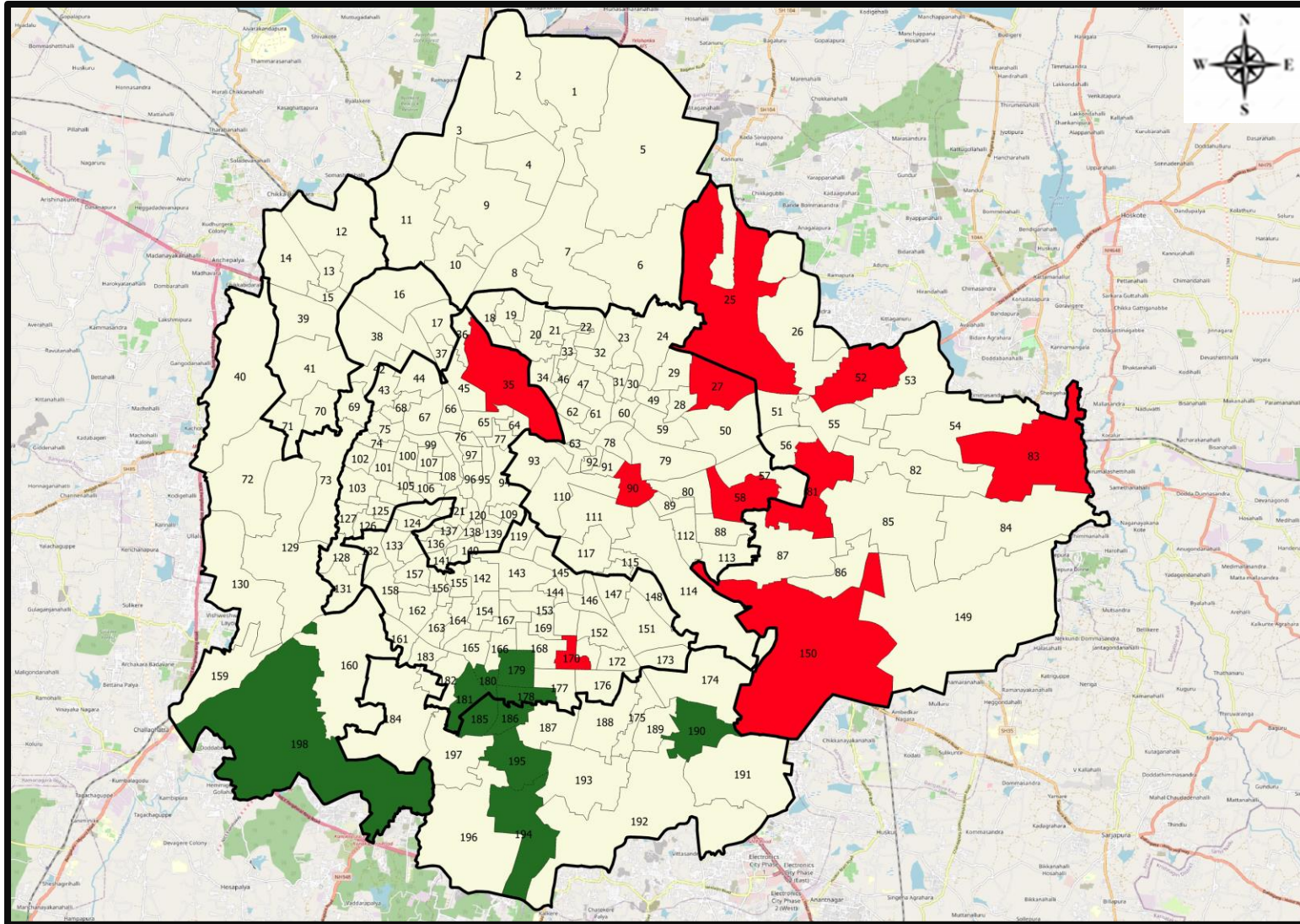


Total Test Conducted Till Date	Test Conducted Last 24 hours	Last 7 Days Average
3,19,73,131	869	1,118





BENGALURU URBAN MAP SHOWING TREND OF POSITIVE CASES IN LAST 7 DAYS



Top 10 wards reporting highest number of positive cases in last 10 days

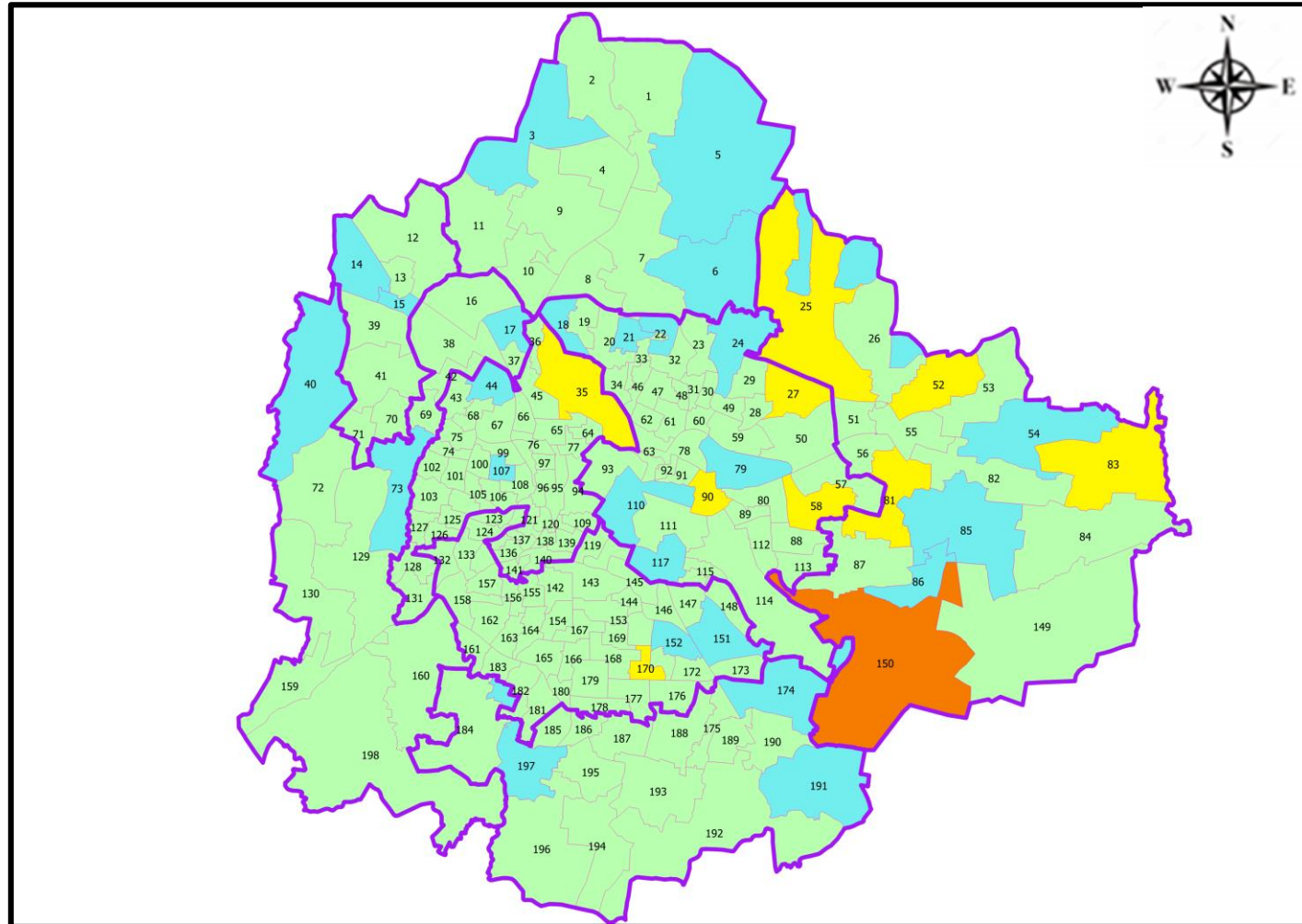
Ward No.	Ward Name	Daily Cases Average
150	Bellanduru	2
27	Banasavadi	1
58	New Tippasandra	1
83	Kadugodi	1
170	Jayanagar East	1
25	Horamavu	1
35	Aramane Nagar	1
52	K R Pura	1
81	Vijnana Nagar	1
90	Halsoor	1







Top 10 wards reporting least number of positive cases in last 7 days

Ward No.	Ward Name	Daily Cases Average
198	Hemmigepura	0
195	Konanakunte	0
194	Gottigere	0
190	Mangammanapalya	0
186	Jaraganahalli	0
185	Yelchenahalli	0
181	Kumaraswamy Layout	0
180	Banashankari Temple Ward	0
179	Shakambari Nagar	0
178	Sarakki	0



BENGALURU MAP SHOWING INTENSITY OF POSITIVE CASES IN LAST 7 DAYS



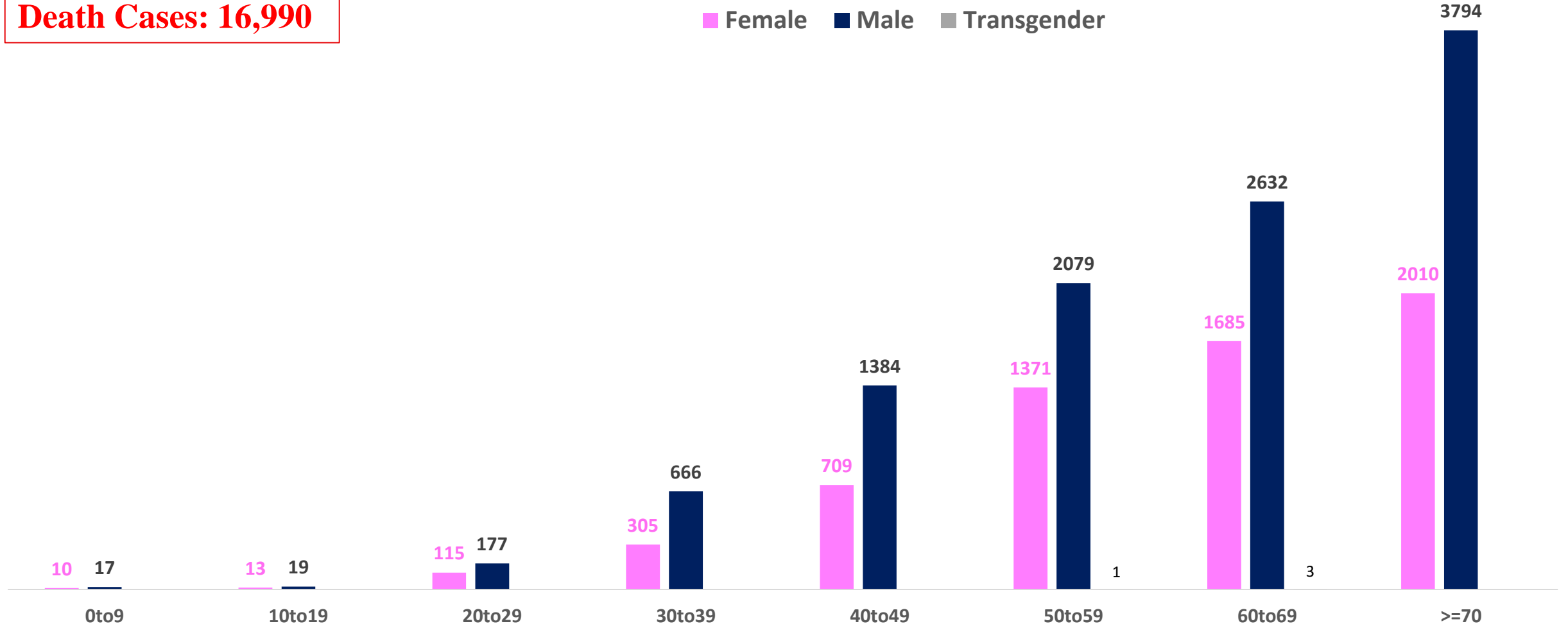
-  Level 1 : 0 to 2 Cases
-  Level 2 : 2 to 5 Cases
-  Level 3 : 5 to 10 Cases
-  Level 4 : 10 to 25 Cases
-  Level 5 : More than 25 Cases
-  Zone Boundaries



AGE AND GENDER WISE DISTRIBUTION OF DEATH CASES



Death Cases: 16,990





COVID-19 SCENARIO IN BENGALURU AND OTHER METROPOLITAN CITIES



CITY NAME	Positive Cases	Active Cases	Recovered	Deceased	Vaccine Doses Administered
New Delhi	20,06,869	129	19,80,224	26,516	3,73,17,328
Bengaluru*	18,75,826	1,386	18,57,450	16,990	2,37,78,980
Mumbai	11,53,857	149	11,33,965	19,743	2,21,34,555
Chennai	7,93,054	78	7,83,905	9,071	1,13,96,462

Source : <https://dashboard.cowin.gov.in/> at 5:00pm (20.11.2022)
Source : <https://www.covid19bharat.org/> at 5:00pm (20.11.2022)

*includes BBMP & Bengaluru Urban



SNAPSHOT OF COVID-19 CASES IN BENGALURU URBAN



**Total Wards With
< = 5 Cases* :
187**

**Tests Conducted
on 19.11.2022:
869**

**Recovery
Rate*:
99.02%**

**Total
Active Cases :
1,386**

**Total Vaccinated
on 19.11.2022:
764**

**Positivity
Rate* :
3.14%**

**Active
Rate*:
0.07%**

**Case
Fatality Rate* :
0.00%**





*Total positive cases In the past 7 days

*CFR and positivity is for Past 7 days



ಬೃಹತ್ ಬೆಂಗಳೂರು ಮಹಾನಗರ ಪಾಲಿಕೆ
Bruhat Bengaluru Mahanagara Palike



Download BBMP Bulletin	https://apps.bbmpgov.in/covid19/mediabulletin.php
To register for vaccination :	https://selfregistration.cowin.gov.in/
BBMP COVID19 Dashboard:	https://apps.bbmpgov.in/covid19/
Follow us on:	 www.facebook.com/bbmp.comm1/
	 twitter.com/BBMPCOMM
	  BBMPSplHealth



Issued by:

Honorable Chief Commissioner, BBMP
Special Commissioner Health & IT, BBMP
MD, Bengaluru Smart City Limited

THANK YOU !

